



S. D. Public School
Summer Holidays Homework
Class V (Session 2024-25)



Q1. Metropolises in India have seen an insurgence of people from across various cities in the country. A large portion of this population migrates for work and some for education too.



The ridership of different lines of Delhi Metro is given below:

Yellow Line – 2,37,490

Blue Line – 4,73,409

Violet Line – 3,37,907

Magenta Line – 99,867

(a) Find the sum of number of riders of blue and yellow lines.

(b) Find the sum of number of riders of violet and magenta lines.

Q2. Look at the amounts deposited and withdrawn by Mr. Alok in his bank account in the given table. Then answer the questions that follow:

Date	Money Deposited	Money Withdrawn
12th May	₹65,000	—
15th May	—	₹ 28,745
18th May	₹2,16,000	—
22nd May	—	₹34,050



(a) How much money did Mr. Alok have in his bank account on 19th May?

(b) How much money did Mr. Alok have in his bank account on 23rd May?

(c) Find the estimated amount in Mr Alok's bank account on 17th May by rounding off amount to nearest ten thousand.

Q3. Find out the length of the given rivers of India and fill in the details in the table given below:


River	Starting Point (state/city)	Length(in km)	Length in words	Estimated Length to the nearest 1,000
Ganga				
Godavari				
Yamuna				
Krishna				

(a) Divide the lengths of the longest and the shortest river given in the table by 10 and 100 respectively. Write down the quotient and remainder obtained.

(b) Divide the estimated length of each river by the number of letters in their names. Note down the quotient and remainder obtained.

Q4. Sneha is reading about effects of rising temperatures on human health. She reads about how exposure to extreme heat can cause heat stroke and dehydration. She then notices the temperature of some cities as given below.

City	Temperature
Ahmedabad	27 ⁰ C
Bengaluru	24 ⁰ C
Hyderabad	31 ⁰ C
New Delhi	29 ⁰ C
Dehradun	20 ⁰ C
Srinagar	9 ⁰ C

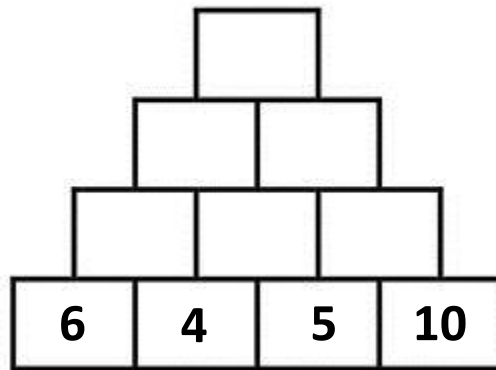


(a) What is the similarity between the temperature of Ahmedabad and Bengaluru?


(b) Is the sum of the temperature of Srinagar and Hyderabad, a common multiple of 5 and 10?

(c) Name the government agency that reports the temperature and weather information to the public.

Q5. Solve the given multiplication pyramid.



Q6. Think of four different rectangles that have perimeter of 18 cm draw them on the grid given below. Then label the length of each side.



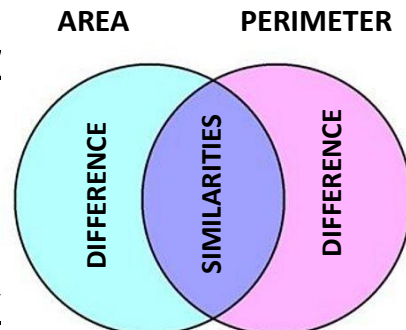
Project Work

TASK 1: (Roll no 1-10)(Do this beautifully on an A-4 sized sheet)

Find the ages of your grandfather, grandmother, father and mother write their ages in Roman numeral system. Now add the ages of any two persons thrice and write the sum in Roman numeral system.

TASK 2: (Roll no 11-20)(Do this beautifully on an A-4 sized sheet)

Find the similarities and differences between area and perimeter. Write them in the Venn diagram.



TASK 3: (Roll no 21-30)(Do this beautifully on an A-4 sized sheet)

Fold a paper into half and then into quarters. Cut out a circle from the corner. Similarly, cut circles of different sizes. Paste these circles to make different animals or insects like given alongside.



TASK 4: (Roll no 31 onwards) (Do this beautifully on an A-4 sized sheet)

Spot at least 3 differences between the new and old notes of ₹20, ₹50, ₹100, and ₹ 500.

Describe these differences on an A4 size sheet along with pictures.

TASK 5 (Compulsory for all)

Record the maximum and minimum temperature of Andaman & Nicobar Islands for 10 days.

Also find the difference between the maximum and minimum temperature for these 10 days. Present your work beautifully on an A-4 coloured sized sheet in the form of a table as given below.

Date	Maximum temperature	Minimum temperature	Difference



1) **Interdisciplinary Project:** Research and list the unique **flora and fauna** found in either Andaman and Nicobar Islands or Lakshadweep islands. Paste the pictures and write a few lines on the same. Do the work on A4 size sheets and make a project file of your own and cover it beautifully.

2) **Art Integrated Activity :** Prepare a dictionary with the words taken from your English book Celebrate with meanings and paste the pictures if possible. Cover it beautifully.

OR

Make a beautiful graphic organizer(Mind map) on **Parts of Speech** with examples on an A4 size sheet.

3) Revise all the work done in the class.

4) Read books from the CBSE Reading App and make a list of the books read by you.

5) Do the worksheet of collective nouns.



1) **Art Integrated Activity on** अंडमाननिकोबार द्वीप

लक्षद्वीप और अंडमाननिकोबार द्वीप की जमीन – बूटियों के बारे में विस्तृत जानकारी एकत्रित करके चित्रों का एक **कोलाज** बनाकर उसके बारे में लिखिए। [आधी पेस्टल शीट पर]

2) 'पानी बचाओ ' पर एक स्लोगन लिखिए तथा जल चक्र बनाइए। (**A-3** शीट पर)

3) पाँच अलग-अलग पत्ते लेकर उन्हें सुखा लीजिए । इन पत्तों को ब्लैक स्कूल फाइल में चिपकाकर प्रत्येक पत्ते का नाम लिखकर उसके दो- दो लाभ लिखिए ।

4) अखबार में से काटकर संज्ञा के भेदों के पाँच-पाँच शब्द कॉपी में चिपकाकर उन शब्दों का वाक्य में प्रयोग कीजिए ।

5) किसी संग्रहालय में जाइए तथा वहाँ की संग्रहित वस्तुओं का वर्णन चित्र सहित कीजिए। (ब्लैक स्ट्रैप फाइल)

6) निर्देशानुसार कार्य कीजिए-

अनुक्रमांक 1-10 भाषा के रूपों के नाम लिखकर उनसे संबंधित चित्रों का **कोलाज** **A-3** शीट पर बनाइए ।

अनुक्रमांक 11-20 विराम चिहनों का चित्र सहित **A-3** शीट पर **कोलाज** बनाइए।

अनुक्रमांक 21-30 काल तथा काल के भेदों चित्र सहित **A-3** शीट पर **कोलाज** बनाइए।

अनुक्रमांक 31-40 मुहावरों के अर्थ तथा चित्र सहित चित्र सहित **A-3** शीट पर **कोलाज** बनाइए।

अनुक्रमांक 41 -46 संयुक्त व्यंजन तथा द्वितीय व्यंजन के शब्द तथा उनके चित्रों सहित चित्र सहित **A-3** शीट पर **कोलाज** बनाइए।

7) UT - 1 का पाठ्यक्रम

*उन्नति - पाठ- 2(सोने का हार), पाठ-3 (सबसे सुंदर लड़की) (संपूर्ण) , पाठ- 1(मौखिक)(एक बूँद)

*व्याकरण - पाठ -1 (भाषा,बोली,लिपी और व्याकरण), पाठ-2(वर्ण और शब्द),अपठित गद्यांश, चित्र वर्णन।



Task-I- (To be done by all students on A-3 sized sheet)

The currency of India is Rupee. Every currency note has a monument on its backside. Collect information about the monument on a ₹500, ₹100, ₹50 and ₹10 rupee note. Paste the photocopied currency note and the monument and write few lines about the monument.



Task-II

Renewable sources of energy can be used again and again without disturbing the ecological balance in nature. Create a model of the various uses of the renewable sources of energy.



R.No 1-12 Use of Solar Energy

R.No 13-24 Use of Wind Energy

R.No 25 onwards Use of Hydrel Energy

Task-III

- Revise all the work done so far in book and notebook.
- Make reading your regular habit. Watch educational programs on television: National Geographic Channel etc.
- Make any one decorative item using waste material. (bottle caps, used boxes, CDs etc)

Explore the links given below:-

Link for Life Skills-

<https://youtu.be/Dg7e4Mh6oVU>

<https://youtu.be/qjlgCxRWIN8>

Link for increasing Mental Ability-

<https://youtu.be/sPRpVL58IKE>

<https://youtu.be/pCpитеBel8E>

Build your impact profile

'Do good work to make our world a better place to live in.' Click yourself doing good work (Planting trees, caring street animals, feeding birds, recycling waste, awaring others about SDG etc...) and upload it on Go Sharpener Platform – The School Student network

LET'S EXPLORE LAKSHADWEEP



Wear your thinking glasses and find out some important information about one of the Union Territory of India – LAKSHADWEEP

(Paste pictures wherever necessary)

Q1. What is the full name of Lakshadweep?

Ans1. _____

Q2. What is the capital of Lakshadweep?

Ans2. _____

Q3. In which waterbody is Lakshadweep located?

Ans3. _____

Q4. How many islands are there in Lakshadweep?

Ans4. _____

Q5. Which language is spoken in Lakshadweep?

Ans5. _____

Q6. Who is the CM of Lakshadweep?

Ans6. _____

Q7. What is the state symbol of Lakshadweep?

Ans7. _____

Q8. Which Indian state is nearest to Lakshadweep?


Ans8. _____

Q9. Which is the largest city in Lakshadweep?

Ans9. _____

Q10. What is the area of Lakshadweep Islands?

Ans10. _____



Name: _____

Holidays Homework

Art & Craft

CLASS 5

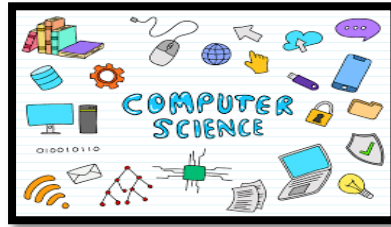
1 Complete the following pages of your Art book.

TITLE	PG NO
FISH WITH DISPOSABLE GLASS (CRAFT)	30
GRAPES (CRAFT)	32
MADHUBANI ART (COLOURING)	34-35
MATCH STICK ACTIVITY (CRAFT)	38

2 MAKE A LIPPAN ART on PLAIN MDF
DECORATE DECORATE IT WITH
MIRRORS

(pictures are just for references)





- 1) Practice making a story on Scratch.
- 2) Practice worksheet 1 given on Page No.-22 of your computer book.

Have a great
The word "Summer" is written in large, colorful, rounded letters. Each letter has a different color: S (yellow), u (orange), m (red), m (green), e (purple), r (blue). Small cartoon children are playing around the letters. A smiling sun is above the 'u'.
VaCaTion!